



Secondary Data Review

**Manhasset UFSD
Board of Education Meeting
September 28, 2023**



Presenters

Dr. Donald Gately

Assistant Superintendent for Curriculum,
Instruction, and Personnel

Ryan Aliperti

Administrator for Assessment & Data Analysis

Dr. Rebecca Chowske

District Director of ELA, Reading, & Libraries

Kerry Fallon

District Director of School Counseling Services

Christina Lang

District Coordinator of World Languages & ENL

Dr. Teresa McGrath

District Coordinator of Science &
Technology Education

Dr. Joseph Owens

District Director of Fine & Performing Arts
Coordinator of Student Activities

Ms. Christine Raffo

District Director of Physical Education, Health &
Interscholastic Athletics

Margaret Ronai

District Coordinator of Social Studies

Lauren Tallarine

District Director of Mathematics & Business

Manhasset SD Learner Profile



Manhasset Public Schools

2023-24 PRIORITY AREAS




Purpose of Data

To create a picture
of the
holistic educational
experience that we
provide Manhasset
students...

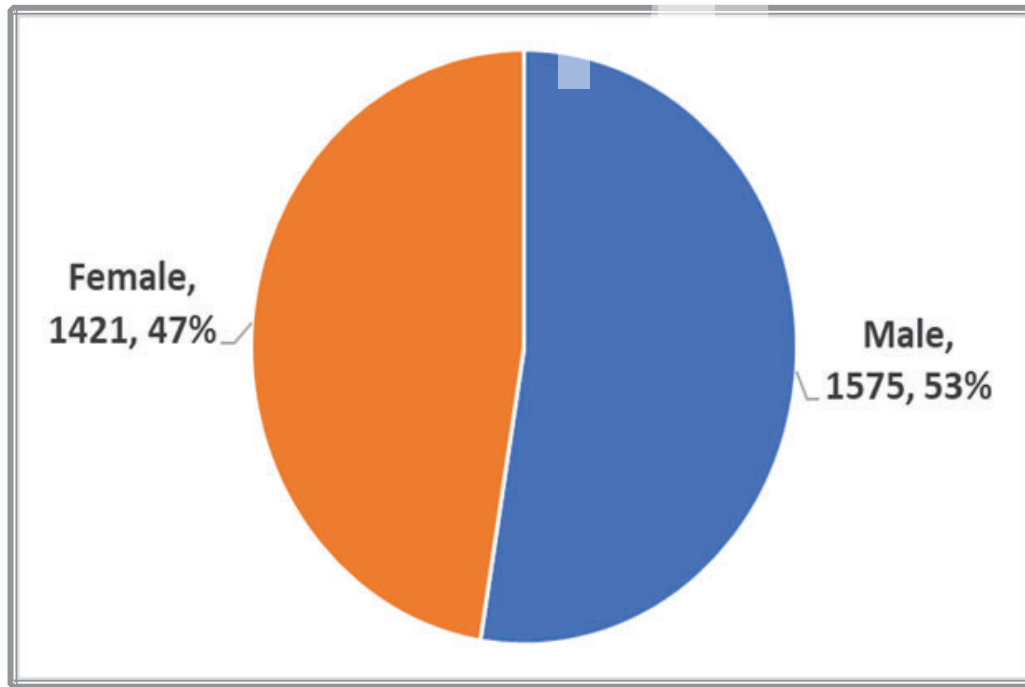


Review, Reflect, and Enhance

- Focused, detailed review of student performance using multiple measures
- Targeted professional development to support feedback to student and families
- Targeted allocation of resources to respond to student learning gaps
- Research & data-based responses for intervention
- Ongoing improvements to RtI & AIS process
- Focus on "the middle child"



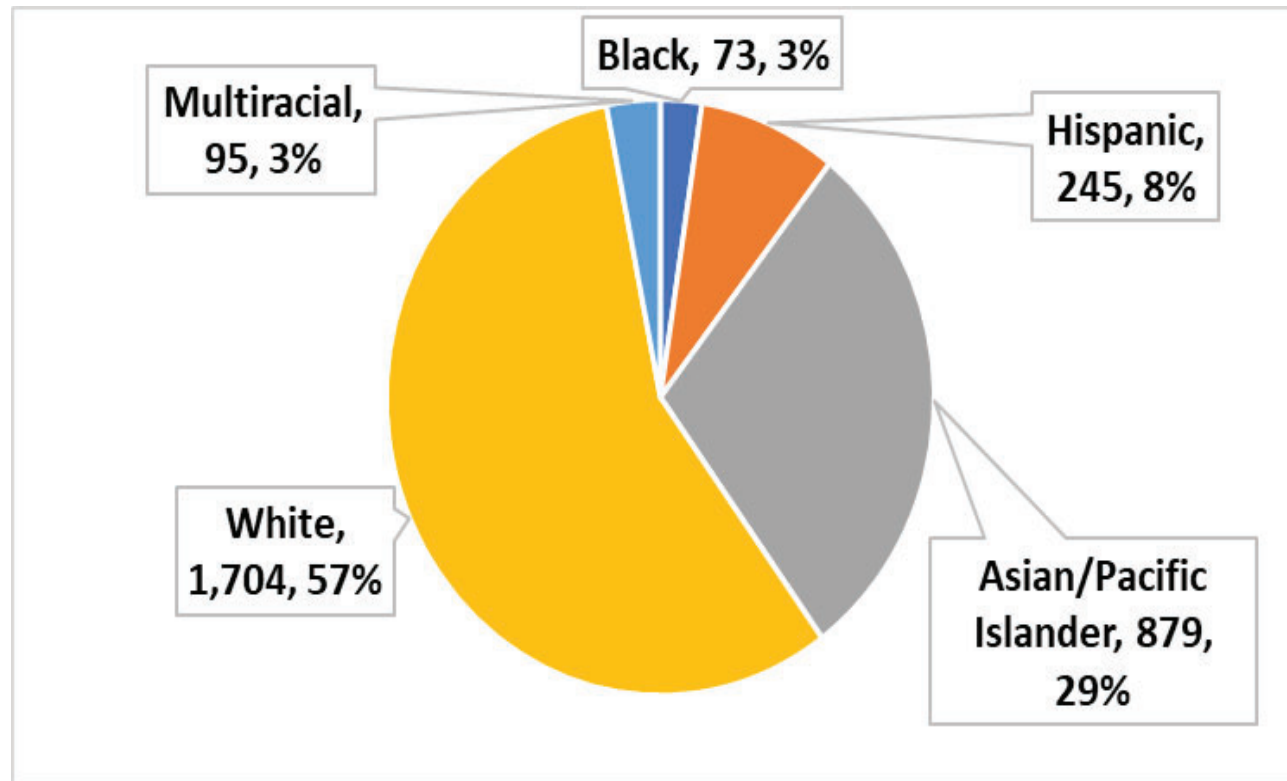
District Demographics 2023-2024



Total =
3,006

Projected BEDS Data Fall 2023

2023-2024 District Demographics



Total: 3,006

Projected BEDS Data Fall 2023

Secondary School Enrollment 2023-2024




Projected BEDS data Fall 2023

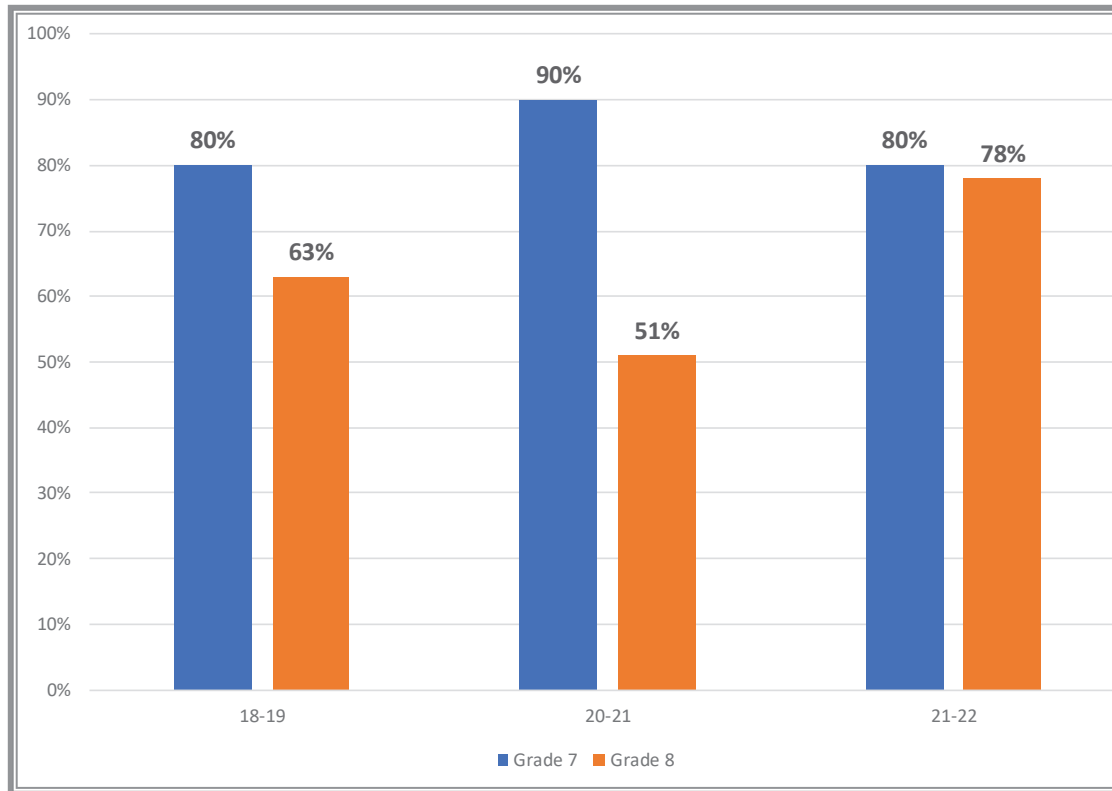
Grade 7-	256
Grade 8-	257
Grade 9-	267
Grade 10-	237
Grade 11-	268
Grade 12-	229
Ungraded-	11

Total- 1,525

Achievement

Measures of Student Achievement





NYS Mathematics Assessments

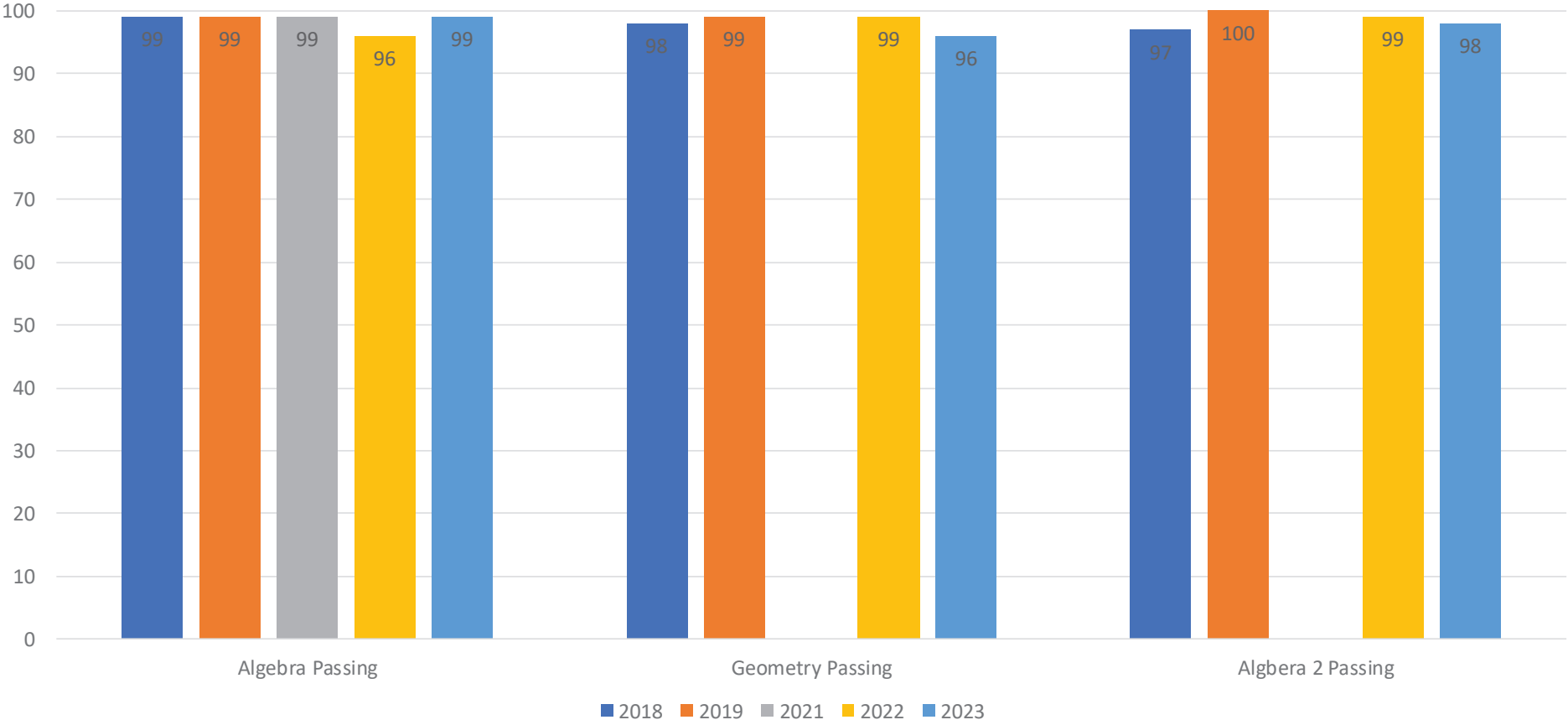
Proficiency Rates

Grades 7 & 8

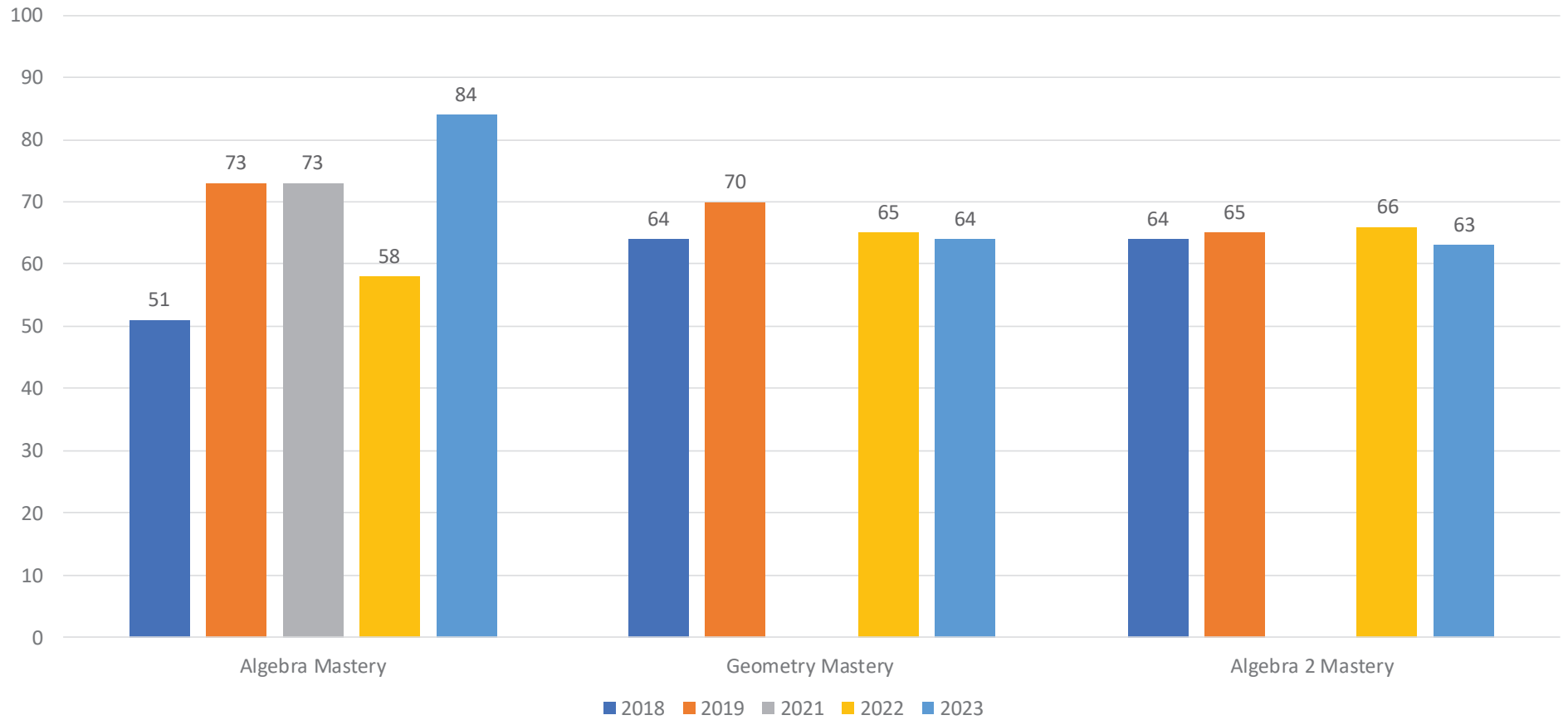
Source: data.nysed.gov

*23-23 data not released yet

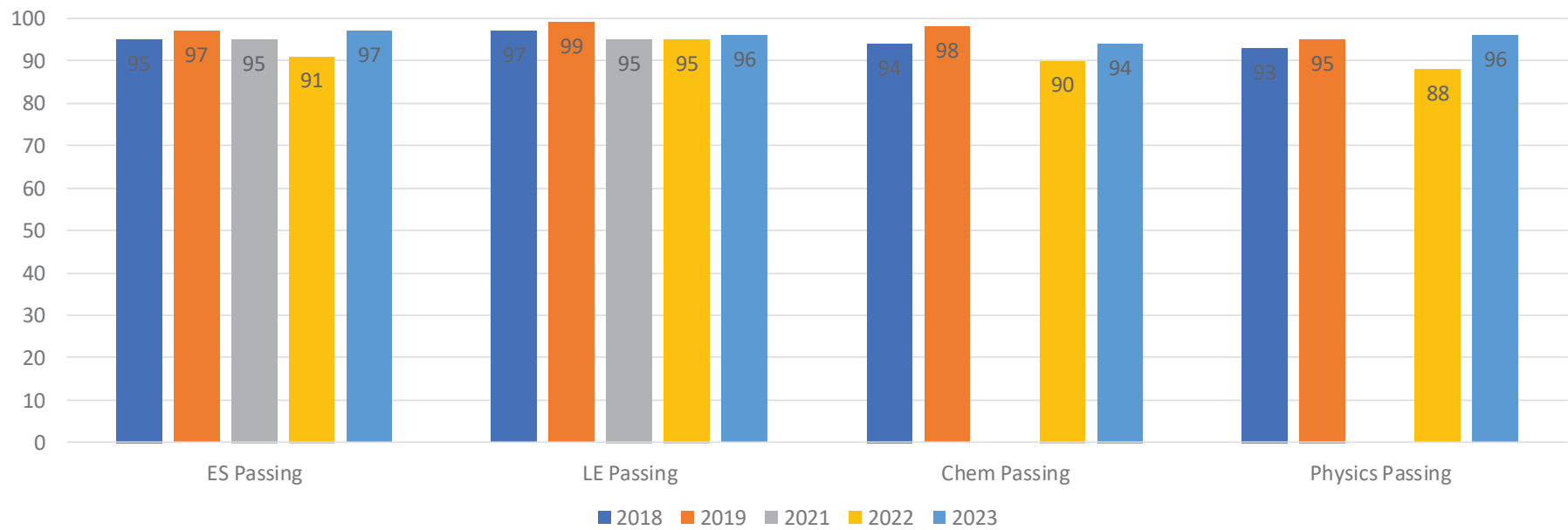
Math Regents Passing Results



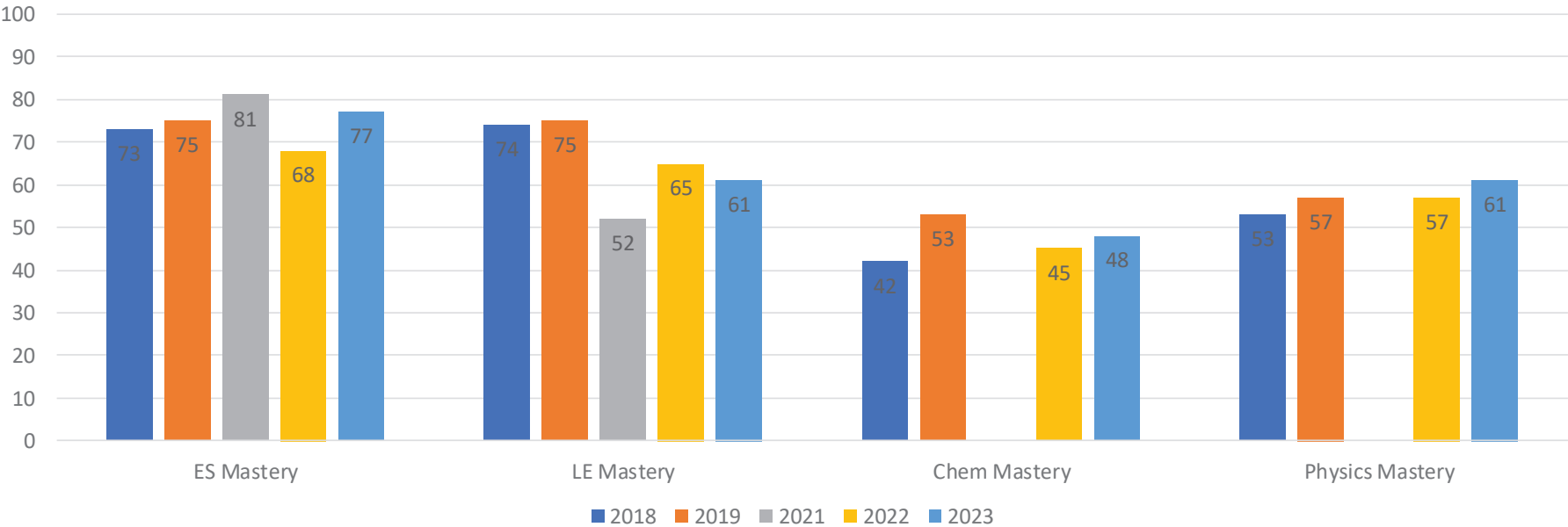
Math Regents Mastery Results

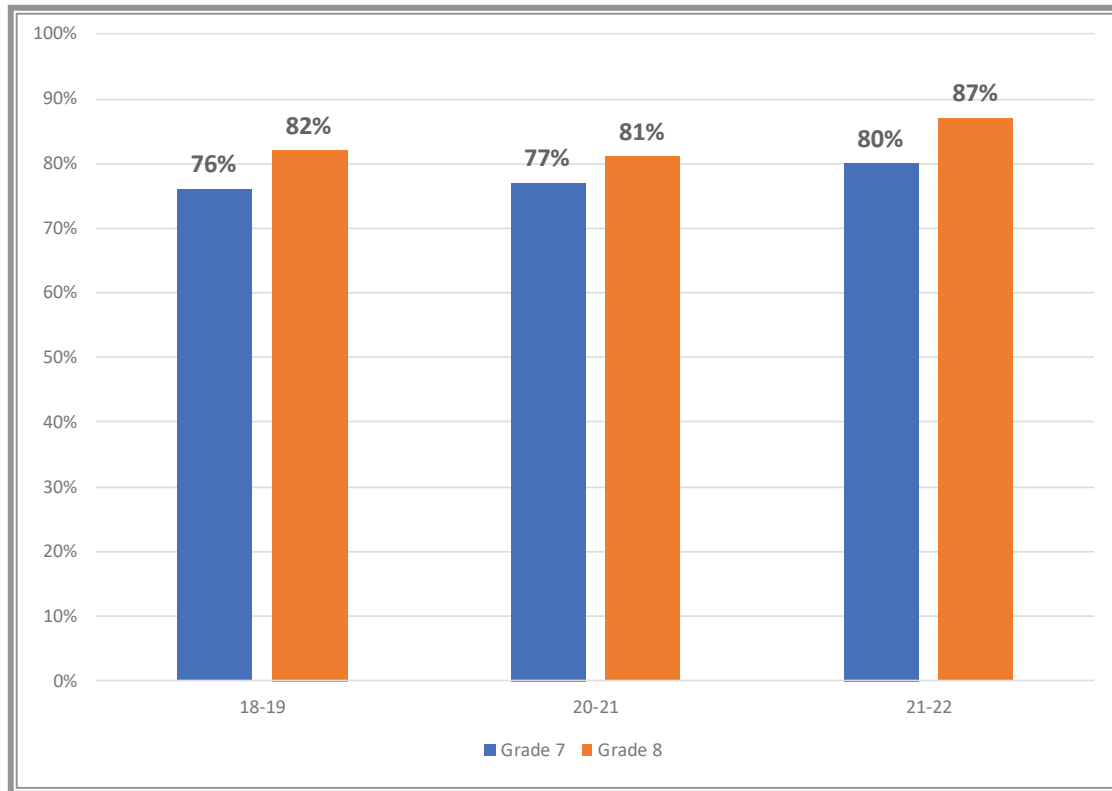


Science Regents Passing Results



Science Regents Mastery Results





NYS English Language Arts Assessments

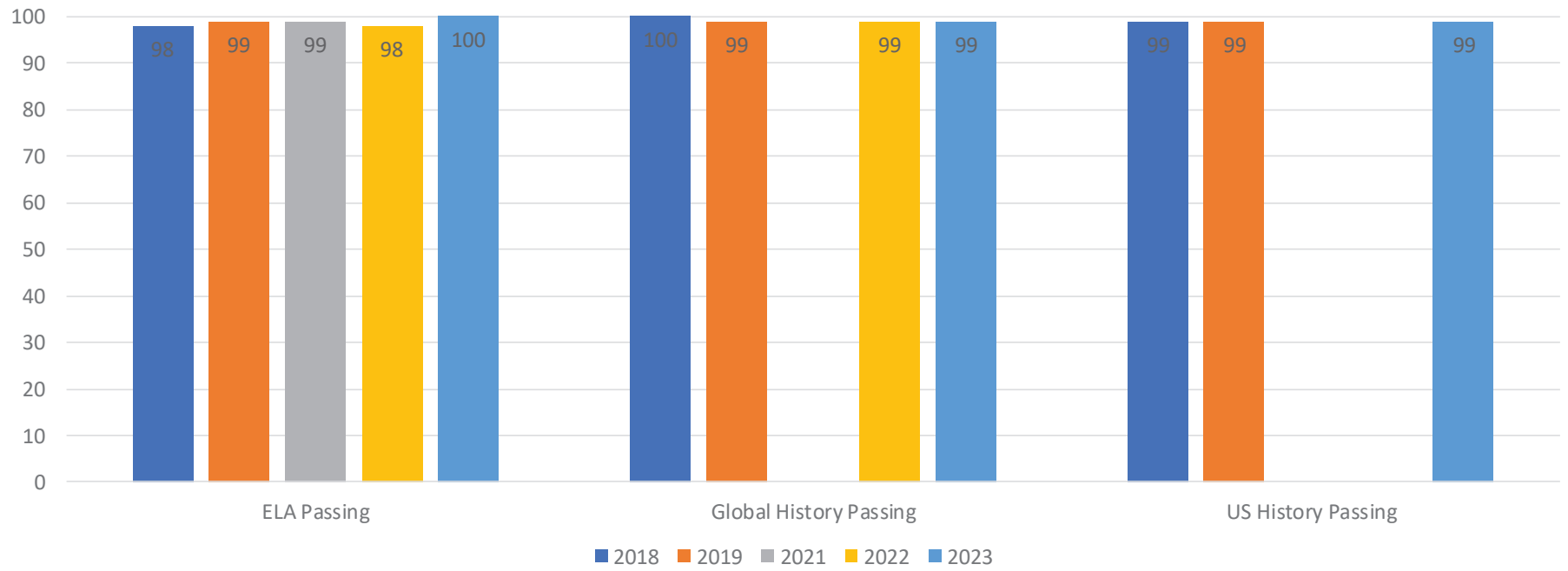
Proficiency Rates

Grades 7 & 8

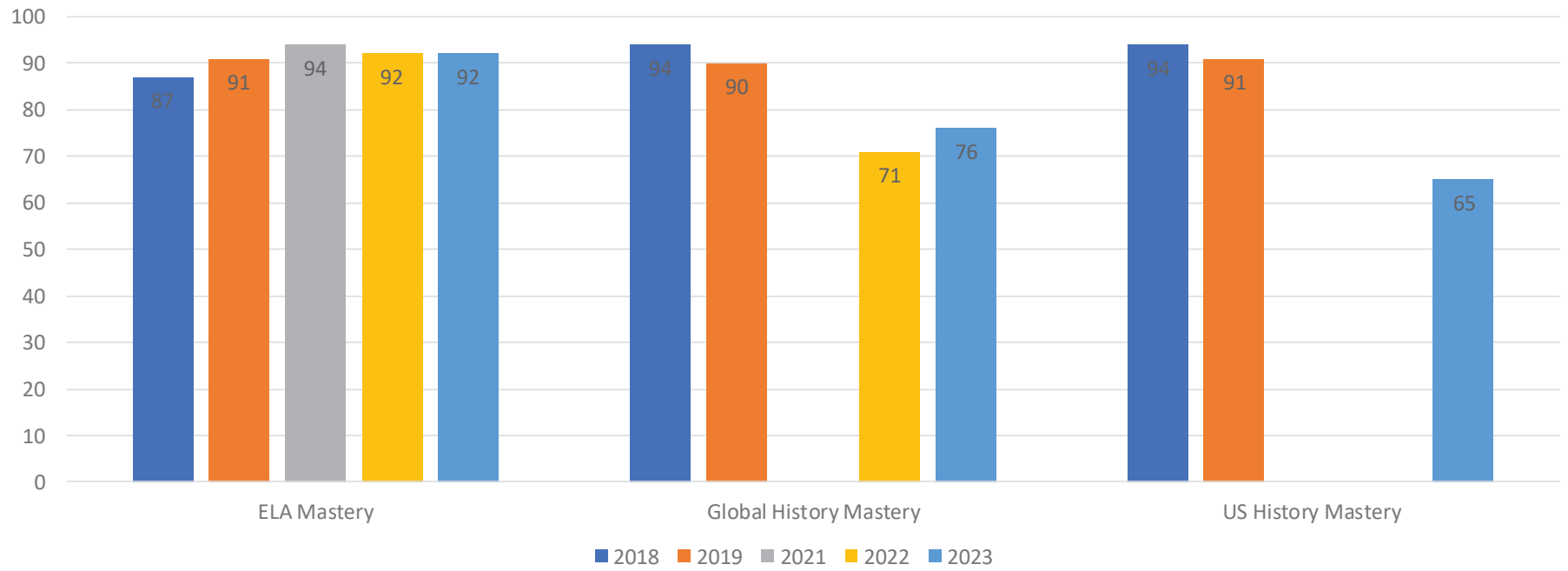
Source: data.nysed.gov

*23-23 data not released yet

Humanities Regents Passing Results



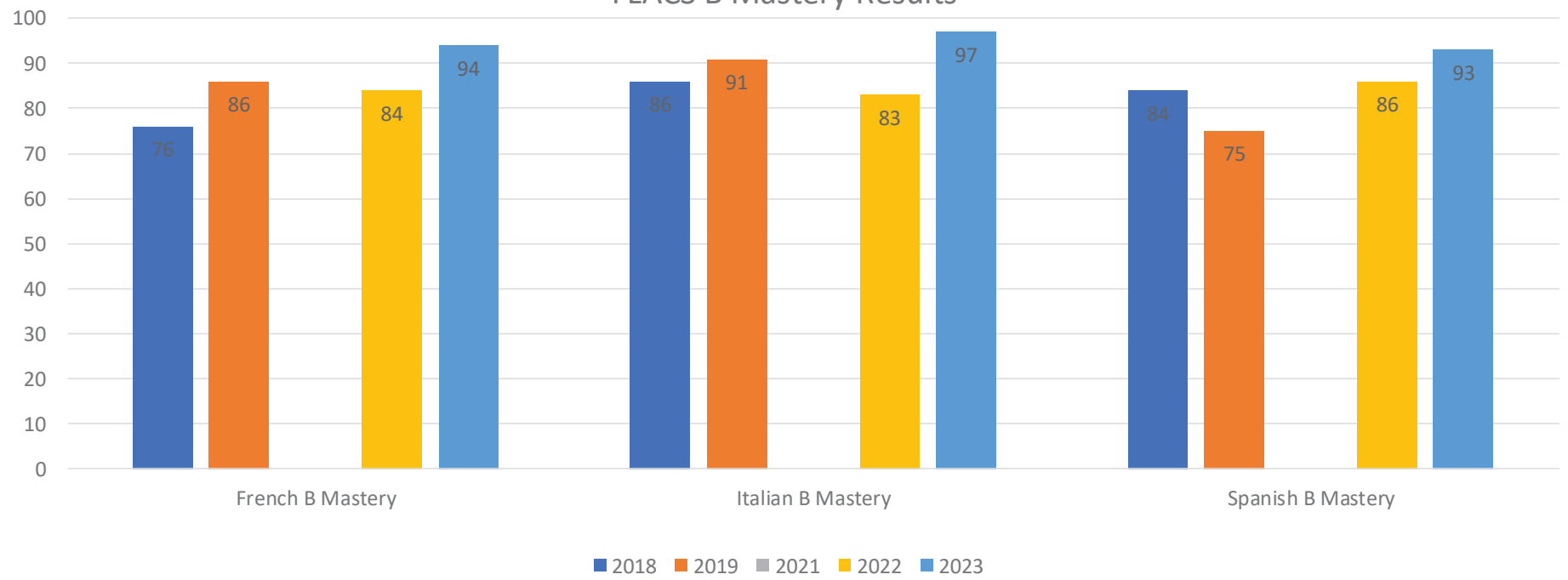
Humanities Regents Mastery Results



FLACS B Passing Results



FLACS B Mastery Results





Challenging Secondary School

Course Work & Post Secondary Enrollment

NYSED Diploma Requirements

Requirements for a Regents or Local Diploma

- 4 Regents exams or [NYSED-Approved Regents Examination Alternatives](#), one in each discipline (English language arts, mathematics, science, social studies); and one pathway

English Language Arts	Math	Science	Social Studies	Pathway
-----------------------------	------	---------	-------------------	---------

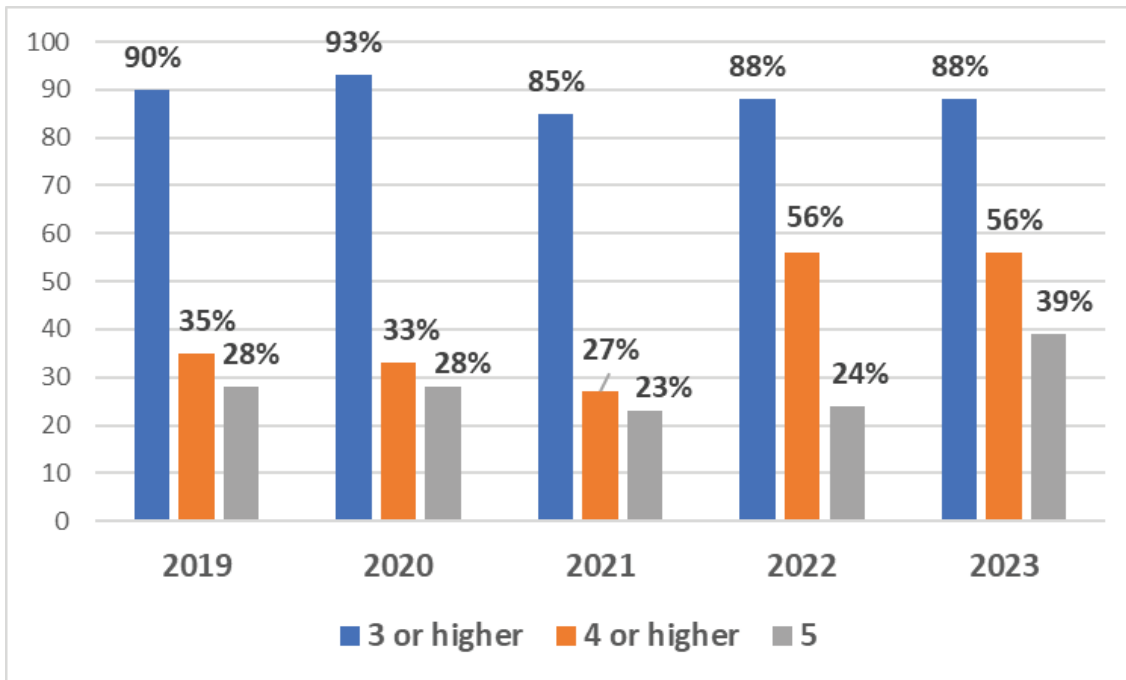
Requirements for a Regents Diploma with Advanced Designation

Students must pass* two additional math assessments and one additional science assessment along with the required 4-5 assessments included in any of the pathways. This totals 7 Regents exams

English Language Arts	Math	Math	Math	Science	Science	Social Studies	Pathway
-----------------------------	------	------	------	---------	---------	-------------------	---------

Advanced Placement Snapshot

Score Percentiles

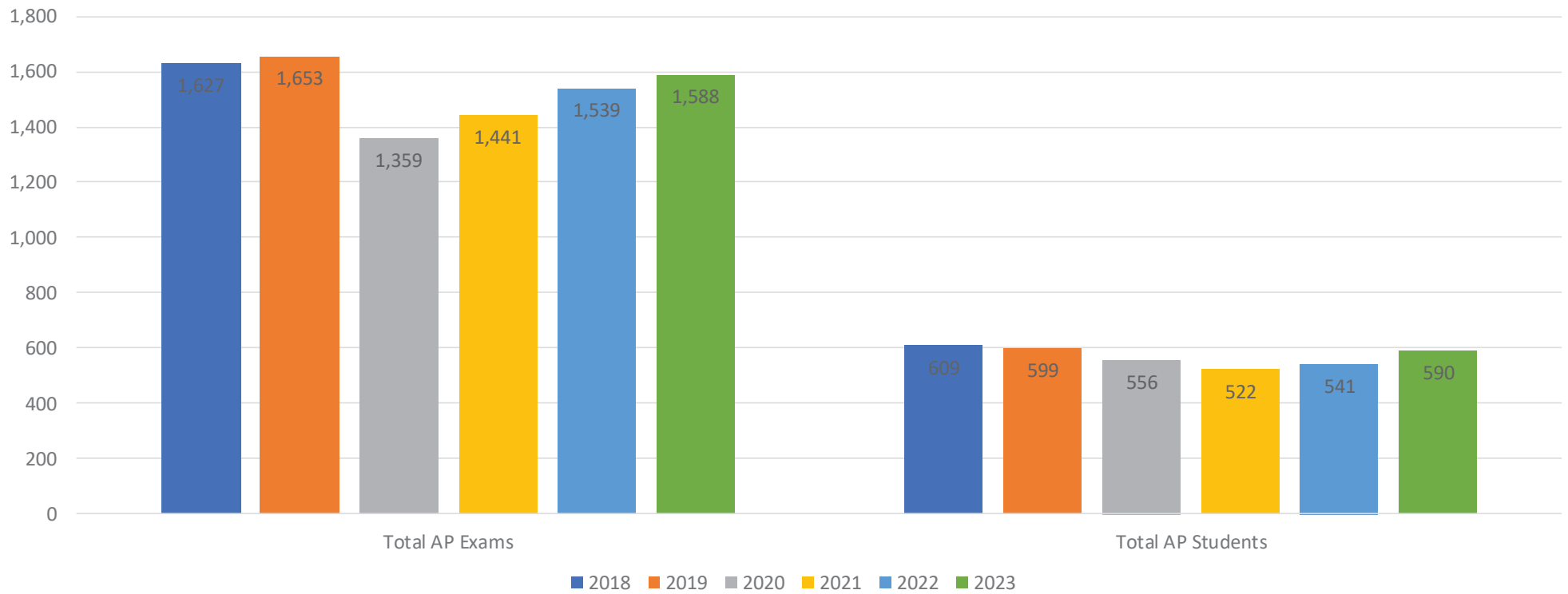


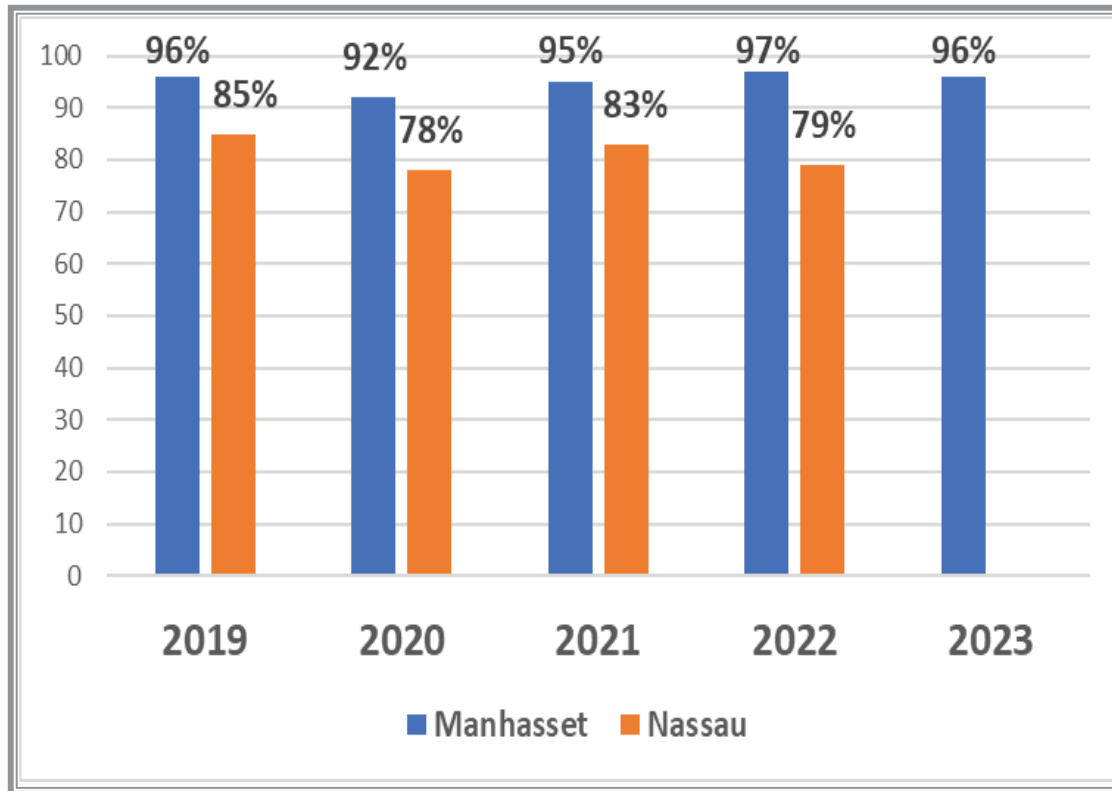
Source: College Board

	# AP Exams	# AP Students with 3 or higher	% AP Students with 3 or higher
2019	1,653	539	90%
2020	1,359	517	93%
2021	1,441	448	85%
2022	1,539	483	88%
2023	1,592	521	88%



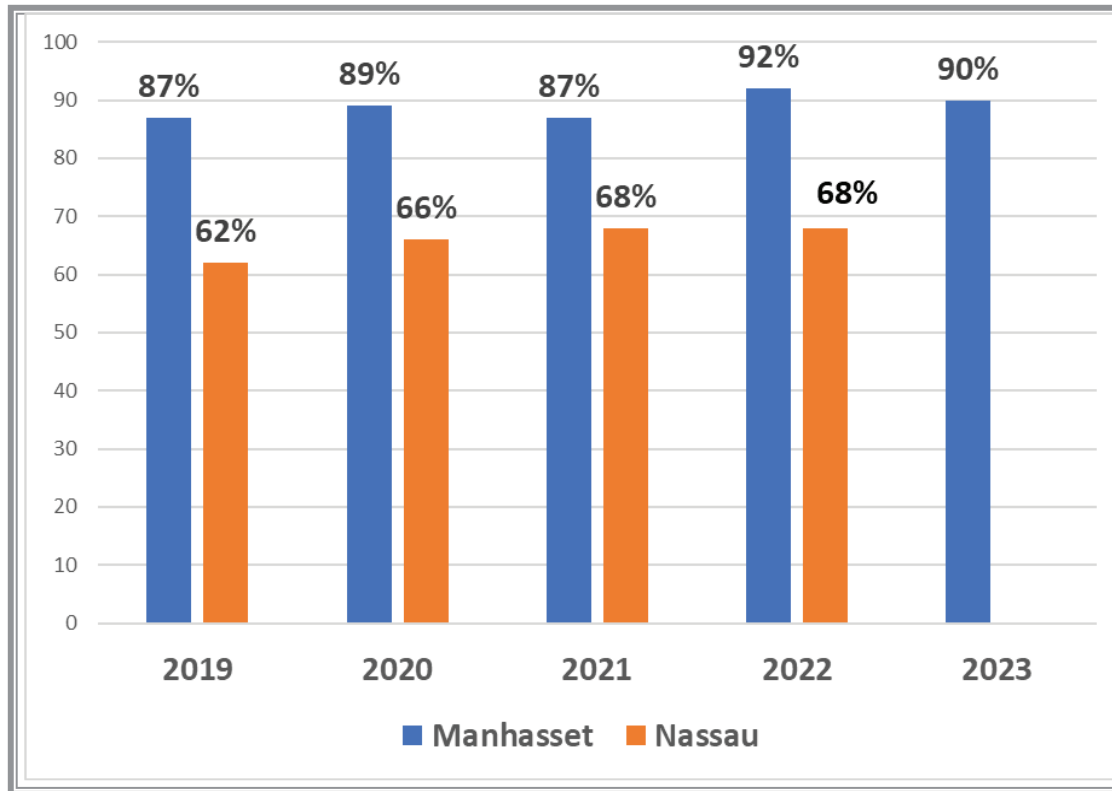
AP Participation





Graduation Data:
Colleges/
Universities

2023



Graduation Data: Advanced Regents Diploma

2023

Source: BOCES IDW

Above and
Beyond:
Mathematics

Course	23-24 Enrollment
College Algebra	22
Pre-Calculus	186
AP Calculus AB/BC	142
Multivariable Calculus	29
AP Statistics	107
Total	486

Above and
Beyond:
Science

Course	23-24 Enrollment
Physics (Applied and Regents)	115
AP Physics 1	107
AP Biology	45
AP Environmental Science	78
AP Physics 2	26
AP Physics C	39
Other Electives (Marine Biology, Astronomy, Natural Hazards, Criminalistics, Anatomy & Physiology)	105
Science Research program (Introduction, Advanced I/II, STS Prep)	98
Total	613

Above and
Beyond:
World
Languages

Course	23-24 Enrollment
Level 4 – French/Italian/Spanish	95
Level 4 Advanced – French/Italian/Spanish	127
Level 5 French/Italian/Spanish	81
AP French/Italian/Spanish	58
Total	361

Supporting Students in their Learning



Additional ELA Supports and Programs

Class / Program	Enrollment 2022-2023	Enrollment 2023-24	Note:
Read 180 / Wilson / Orton-Gillingham	7	12	These courses are available to all students, both classified and unclassified. Enrollment is fluid; students enter and leave as needed during the academic year.
Intensive Reading	18	29	
Reading-Writing Workshop	27	25	
Writing Workshop	37	45	
Reading-Writing Workshop 9-10	17	16	
Reading-Writing Tech 11	2*	7	

Additional Math Supports: Enrollment

Course	22-23 Enrollment	23-24 Enrollment
Math 7 Skills	32	22
Math 8 Skills	17	27
Algebra X	9	17
Geometry X	14	11
Algebra 2 X	15	19
Precalculus Lab	28	27
AP Calculus AB Lab	11	9

These courses are available to all students, while ICT options are available for classified students.

Additional Math Supports: Regents Exam Results

Support Class	Average % Passing 2022, 2023
Algebra 1 X	95%
Geometry X	72%
Algebra 2 X	90%

Additional Science Supports

Support Class	22-23 Enrollment	23-24 Enrollment
Living Environment X	20	16
Earth Science X	13	18
Chemistry X	36	26
Physics X	17	22

Additional Science Supports: Regents Exam Results

Support Class	Average % Passing 2022, 2023
Living Environment X	90
Earth Science X	91.5
Chemistry X	82
Physics X	68.9



Strengthening Students' Academic and Extracurricular Experiences



Broadcast Journalism Pathway

Broadcast I : Half year elective (104)

Broadcast 2: Full year elective (18)

Broadcast 3: Full year elective (13)


College Broadcast Journalism H*(Broadcast 4):
Full year elective (7)

**College credit option offered through Hofstra's Lawrence Herbert School of Communication. All CBJ students receive honors weighting.*



Project Lead the Way

- Introduction to Engineering* (64)
- Aerospace Engineering (34)
- Principles of Engineering* (29)
- Computer Integrated Manufacturing* (22)
- *Class eligible for college credit from Rochester Institute of Technology (RIT)



Science Research 2023-2024

- Introduction to Science Research (35)
- Advanced Research I* (21)
- Advanced Research II* (28)
- STS Prep^ (14)
 - * Honors Weighting
 - ^ AP Weighting

2022-2023: 78 students won 154 awards in 10 science fairs and 2 writing competitions





Manhasset 2022-2023 School Year Community Service

633 Manhasset Students
used Passport for Good

Students completed 30,661 hours
of volunteer service

218 Seniors
completed their
15-hour Graduation
Requirement

For the 2022 Presidential Award:

Teens Category: 13-15 year olds

43 Students completed more than 50 hours for the Bronze Award.

17 Students completed more than 75 hours for the Silver Award.

65 students completed more than 100 hours for the Gold Award.

Young Adults Category: 16-19 year olds

37 Students completed more than 100 hours for the Bronze Award.

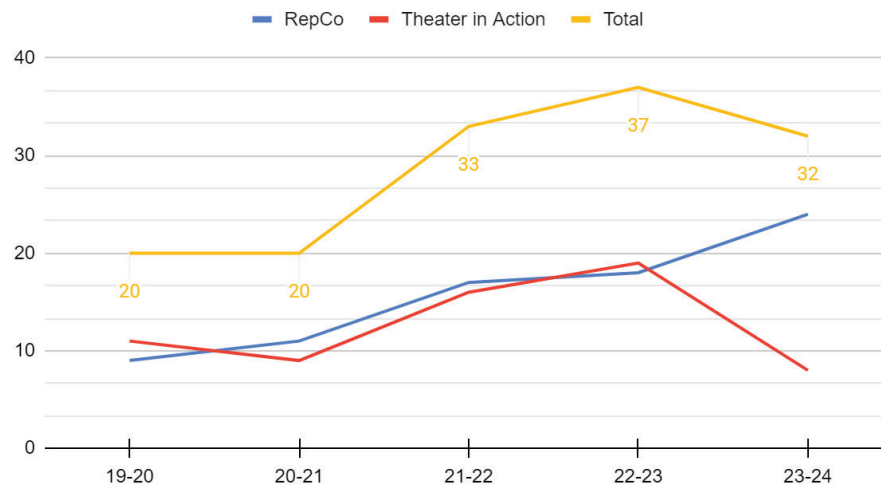
5 Students completed more than 175 hours for the Silver Award.

6 Students completed more than 300 hours for the Gold Award.

173 Students were recognized in May.

88 Juniors
Completed the
3-year, **85**-hour
Service/
Citizenship Award

RepCo, Theater in Action and Total



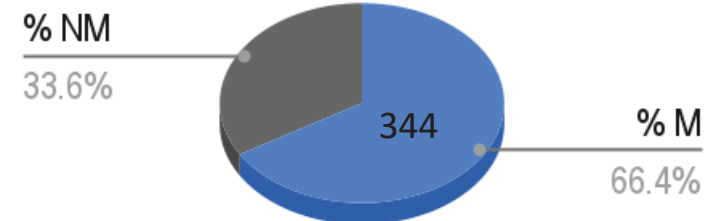
Fine and Performing Arts

- Theater in Action (Theater 1)
 - 9th Grade
- Repertory Company I, II, III
 - 10-12 grade

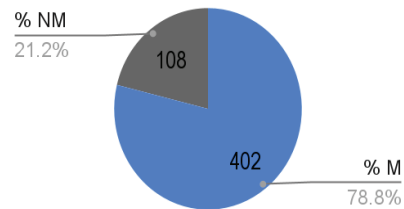
Fine and Performing Arts Middle School

Middle School Music Enrollment

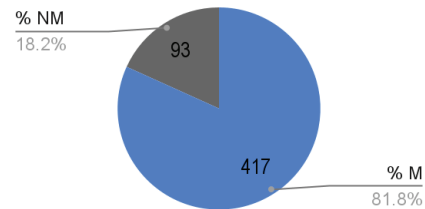
2023 - 2024



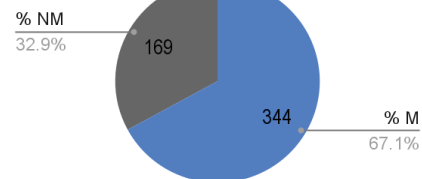
2019 - 2020



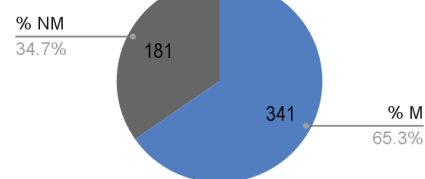
2020 - 2021



2021 - 2022



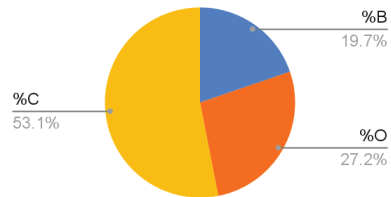
2021 - 2022



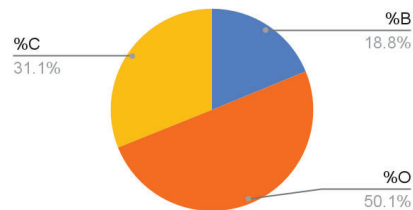
Fine and Performing Arts

High School Music

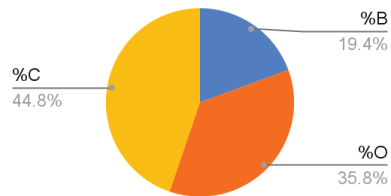
2019 - 2020



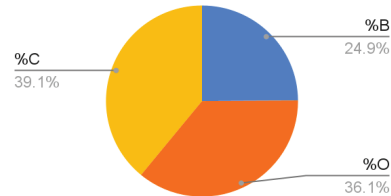
2020 - 2021



2021 - 2022

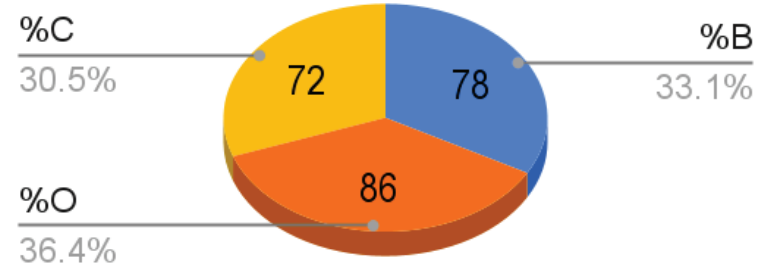


2022 - 2023



High School Band, Orchestra & Chorus

2023 - 2024



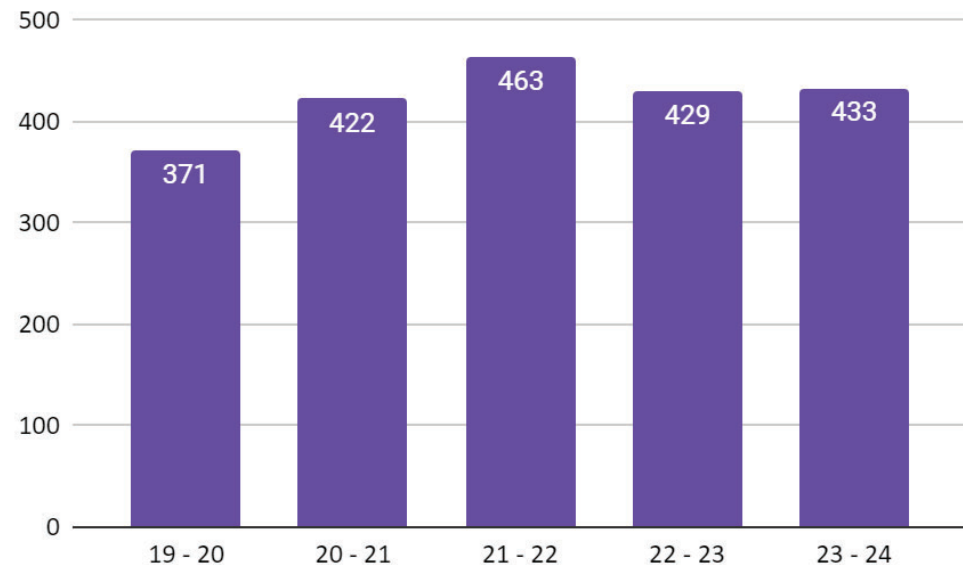
Total 23-24: 236

Fine and Performing Arts

High School Art

AP Exam	# Enrolled	Our Avg Score	NYS Avg Score
Art History	12	3.08	2.8
Art and Design	22	4.5	3.28

Overall Art Enrollment 9-12



Extracurricular Offerings

HONOR SOCIETIES

Art Honor Society
English Honor Society
French Honor Society
Italian Honor Society
Math Honor Society
National Honor Society
National Junior Honor
Society
Science Honor Society
Social Studies Honor
Society
Spanish Honor Society
TRI-M Music Honor Society

PUBLICATIONS

Media Club
Phoenix
Yearbook (MS & HS)

GENERAL

American Sign Language Club
1680 Club
Book Club
Chess Club
Coding Club
Cultural Club
Economics/Finance Club
Engineering Club
Feminism Club
Film Club
Gay/Straight Alliance
Green Club
Hellenic Club
Junior Booster Club
Junior Tower Club
Marketing Club
Media Club
#Teens Respect Teens
Science Fiction Club

SERVICE CLUBS

Best Buddies Club
CASA Set Connect Clubs
International Club
SALT Club
STAR Club
Key Club
Unified Sports Club

THE ARTS

Art Club
Kinsmen
Life Drawing
Marching Band
Poetry Coffee House
Photography Club
Vocal Jazz

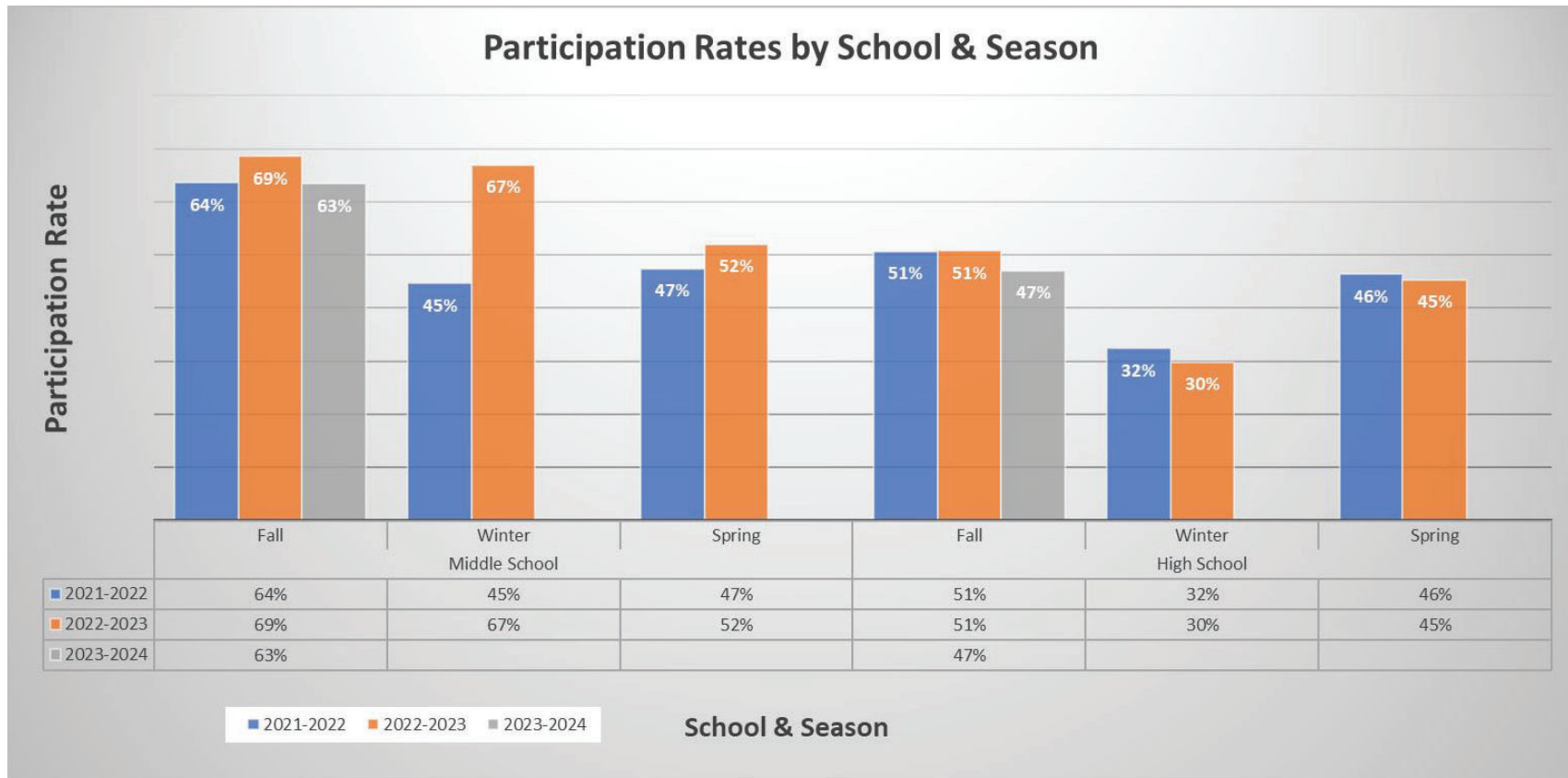
STUDENT GOVERNMENTS

Class of 2023
Class of 2024
Class of 2025
Class of 2026
Student Senate

COMPETITION

Mathletes 7-9
Mathletes 10-12
Science Olympiad 7-9
Science Olympiad 10-12
Mock Trial
Model U.N.

Manhasset Athletics: Participation Rates Over Time



Additional Data:



Thank You!



AP Placement Data 22-23



District	AP Courses Offered	AP Exams Administered	Enrollment	Average # of AP Exams Taken by Enrollment 9-12
Manhasset	29	1,592	962	~1.69
Garden City	21	1,472	1,100	~1.34
Syosset	29	2,957	2,121	~1.39
Herricks	27	2,238	1,339	~1.67
Roslyn	28	1,500	1,025	~1.46
Great Neck South	29	1,804	1,226	~1.47
Jericho	29	2,109	1,205	~1.75

AP Course Offerings – Comparative Districts

	2D Art	3D Art	Art History	Biology	CalculusAB	Calculus BC	Chemistry	Chinese Lang. and Cult.
Manhasset	X		X	X	X	X	X	X
Garden City	X	X		X		X	X	
Great Neck South	X		X	X	X	X	X	X
Great Neck North	X		X	X	X	X	X	X
Herricks	X			X	X	X	X	X
Jericho	X	X		X	X	X	X	X
Roslyn	X	X	X	X	X	X	X	X
Syosset	X	X	X	X	X	X	X	

“X” = Course Offered

AP Course Offerings – Comparative Districts

	Comp. Sci. Principles	Computer Science A	Drawing	Eng Lang	English Lit	Env Sci	Euro Hist	French	German
Manhasset	X	X	X	X	X	X		X	
Garden City	X	X	X	X	X	X	X		
Great Neck South		X	X	X	X	X	X	X	
Great Neck North	X	X	X	X	X	X	X	X	
Herricks	X	X	X	X	X	X		X	
Jericho	X	X	X	X	X	X		X	
Roslyn	X	X	X	X	X	X	X	X	
Syosset	X	X	X	X	X	X	X	X	

“X” = Course Offered

AP Course Offerings – Comparative Districts

	Gov and Politics (Comparative)	Gov and Politics (US)	Human Geography	Italian	Japanese	Latin	Macroeconomics	Microeconomics
Manhasset		X	X	X			X	X
Garden City		X	X				X	
Great Neck South		X	X			X	X	X
Great Neck North	X	X				X	X	X
Herricks		X	X	X			X	X
Jericho		X		X			X	X
Roslyn		X		X			X	
Syosset	X	X	X	X			X	X

“X” = Course Offered

AP Course Offerings – Comparative Districts

	Physics	Music Theory	Psychology	Physics C	Physics I	Physics II	Research	Seminar
Manhasset		X	X	X	X	X	X	X
Garden City	X	X	X					
Great Neck South	X	X	X	X	X			
Great Neck North	X	X	X	X	X			
Herricks	X	X	X	X	X			
Jericho	X	X	X	X	X	X	X	X
Roslyn	X	X	X	X	X			
Syosset	X	X	X	X	X			

“X” = Course Offered

AP Course Offerings – Comparative Districts

	<div> <div>Spanish Lang</div> <div>Spanish Lit</div> <div>Statistics</div> <div>US Hist</div> <div>World Hist: Modern</div> </div>				
Manhasset	X		X	X	X
Garden City			X	X	X
Great Neck South	X	X	X	X	X
Great Neck North	X		X	X	X
Herricks	X		X	x	x
Jericho	X		X	X	X
Roslyn	X		X	X	
Syosset	X		X	X	X

“X” = Course Offered